




St. Joseph Catholic Elementary School WEEK at a GLANCE – October 23 - 27

During the month of **October**, we will be learning and praying about the Fruits of the Holy Spirit called – “Charity”

Like us on: [Facebook](#) Tweet us on: [Twitter](#) Updates can be found on: [School Website](#)

Monday 23	Tuesday 24	Wednesday 25	Thursday 26	Friday 27
<p style="text-align: center;">Hot Lunch Day – Hot Dogs</p> 	<p style="text-align: center;">Bus Evacuation Training</p>  <p style="text-align: center;">Wear Purple Day for Child Abuse Awareness Day</p>  <p style="text-align: center; color: blue;">Milk orders for November are due</p>	<p>Mrs. McCartney from St. Mary’s CSS, Visits Grade 8 Students</p> 		<p style="text-align: center;">PA Day – No School for Students</p> 

Principal’s Message:

Hello Everyone!

Thank you to everyone who returned the last page of your child’s Individual Education Plan. If you haven’t done so already, please sign the Parent Consultation Page and return **only** that page to your child’s teacher.

Milk Purchases can be made on Cash-Online until Tuesday. Below you will find instructions on receiving email reminders, regarding purchases for your children! We can always use those reminders in our busy lives!

Halloween is around the corner and we will be hosting a dance for each Division in our school gymnasium. Entrance to the dance is a \$1 donation, payable with online banking. Extra money can be sent with your child to support the grade 7/8 students who will be selling snacks and drinks at each of the dances. All proceeds will be used to support their trip to Ottawa in the Spring! Students are welcome to wear costumes that day, but please be reminded to wear appropriate costumes and avoid masks (we like to see everyone’s faces). As well, toy weapons such as swords, light sabres and other items should be kept at home for the evening festivities! Thank you to Mr. Visconti for donating his time to DJ all of our dances!!!

Enjoy this beautiful autumn weekend! Thank you for all of the support that you show each day to our wonderful school and to your child’s education! Have a wonderful weekend!

Blessings, Mrs. Brodie

Cash On-Line Update: To Receive Emails Regarding Purchases

Parents are asked to please:

-Login

-Go to "Manage Email Notifications"


-Click "I want to receive email"

Then you will receive automatic emails regarding purchases and reminders!*

Looking Ahead...

- **October 31st – Halloween – Divisional Dances all Day – Thank you Mr. Visconti for DJ'ing!**
- **November 1st – All Souls Day**
- **November 3rd – November Mass at the School, picture re-take day beginning at 12:30 pm**
- **November 6th – Pizza lunch day**
- **November 9th – Author Visit in Library**
- **November 13 -17th – Scholastic Book Fair**
- **November 14th – Progress Reports go home**
- **November 16th – Parent/Teacher Conferences**
- **November 20th – Hot lunch – hot dogs**
- **November 22nd – Vaccines for Grade 7 Students**
- **November 24th – PA Day – No School for Students**

Halloween



Dance!!!!

Date: October 31st!

Location: St. Joseph CES School Gymnasium


Time: Classes will dance in their Divisions

Costumes are Welcome. Please be respectful of all school members when choosing an appropriate costume to wear to school that day. Please leave masks and props (swords, toys weapons, etc.) at home for the day.

Donations Requested of \$1 to attend Dance—proceeds to Grade 7/8 Trip


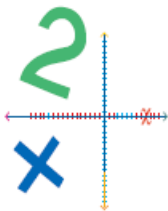
Grade 7/8's will be running a Tuck Shop with Snacks for purchase during the Dance

THANK YOU to Mr. Visconti for volunteering to DJ our Dances again this year!!!!





4 >



1 +



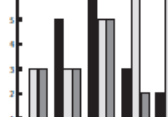
÷ 5



%



3



Ten Ways

TO MAKE MATH FUN AT HOME Kindergarten – Grade 3

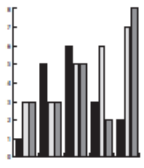
1. Sing counting songs such as “One, Two Buckle My Shoe”. Play counting games such as Hopscotch, *Snakes and Ladders*, *Crazy Eights* and *Candyland*[®].
2. Check out some great computer games available for Math and super websites that have fun Math games, such as **TVOKids**.
3. Count with your child; introduce skip counting, such as counting by 2s and 5s.
4. Practice adding and subtracting with objects found around your house. When they've become good at these skills, move on to simple multiplication.
5. Go on a number hunt together and discover places where numbers are used such as a clock, TV, computer keyboard, calendar and license plates.
6. Look for situations that create real life Math problems. For example, “There are four people in our family and we each need a knife and a fork to eat dinner. How many knives and forks do we need to set the table?”
7. Bake together and ask your child to help you measure out the ingredients. Have Math fridge magnets available so children can make number patterns and doing simple Math problems.
8. Measure and estimate things like how far it is from the driveway to the house or how long a trip will take. Then measure and compare the actual time it takes.
9. Talk to your kids about minutes and hours. Count days and weeks – for example how many “sleeps” until the weekend or a visit to a friend or relative.
10. Play “I Spy” looking for colours and shapes in the room. Count how many items of that colour or shape you can find.

Vision

Achieving Excellence in Catholic Education through
Learning, Leadership and Service

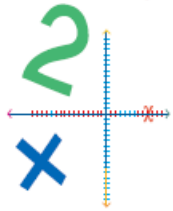


Peterborough Victoria
Northumberland and Clarington
Catholic District School Board



$\frac{1}{2}$ $>$ $<$

 200



1 +



÷ 5



 $\frac{1}{4}$

57.90

Ten Ways

TO MAKE MATH FUN AT HOME Grades 4 – 6

1. Let your kids know the importance of Math in everyday life. Talk about ways you use Math at work and at home. Ask them how they used Math during their day.
2. Practice mental Math using coins by asking which coins are needed to pay for different price amounts.
3. Play family games, like chess or checkers or games in the car such as Math bingo or adding licence plate numbers. Lots of board games need Math such as *Junior Monopoly*[®] or play card games such as *Uno*[®].
4. Get older children involved in helping out at dinner time; let them help measure ingredients for dishes or estimate the number of potatoes needed for a meal.
5. Ask your kids to estimate measurements, distances, time and grocery bills. Be sure to compare the estimate with the actual amount.
6. Perform time calculations. For instance make up a sentence and ask your child to recite it as many times as possible in 15 seconds. Then ask how many times it could be repeated in 1 minute, 5 minutes, 10 minutes, etc.
7. Build a tower from blocks. Count the blocks. Then talk about the need for a base of the right size and the stability it creates.
8. There is a lot of Math used in sports: batting averages, points per game, save percentages. Read newspaper reports about games you've watched together and talk about the statistics.
9. Explore and play some of the great computer games available for Math. There are also super websites that have fun Math games.
10. Estimate and measure the area of different shapes. For example, use small square objects (plastic tiles, dice, etc.) to estimate then measure how many are needed to fill the area of various flat surfaces such as a magazine cover.

Vision

Achieving Excellence in Catholic Education through
Learning, Leadership and Service



Peterborough Victoria
Northumberland and Clarington
Catholic District School Board